

# NETROPY<sup>®</sup> 10G2

HARDWARE GUIDE

HARDWARE REVISION 1



**APPOSITE<sup>®</sup>**  
TECHNOLOGIES

# Netropy® 10G2 Hardware Guide

Hardware Revision: 1

Documentation Version: 8

Printed May 2017

## **Apposite® Technologies LLC**

11500 W. Olympic Blvd., Suite 510

Los Angeles, CA 90064 USA

[www.apposite-tech.com](http://www.apposite-tech.com)

tel: 1.310.477.9955

fax: 1.310.477.9956

email: [info@apposite-tech.com](mailto:info@apposite-tech.com)

Copyright ©2005-2017 Apposite Technologies LLC. All rights reserved. Apposite, Linktropy, and Netropy are registered trademarks of Apposite Technologies LLC. The Apposite logo and "WAN Emulation Made Easy" are trademarks of Apposite Technologies LLC.

Part No. DOC-HG-10G2-S18

---

# Contents

---

1 Overview.....	3
2 Included Items.....	4
3 Front and Rear Panels.....	5
3.1 Front Panel.....	5
3.2 Rear Panel.....	6
4 Capacity Limitations.....	7
5 Slide Rail Installation Guide.....	8
6 SFP+ Interfaces.....	12
7 Redundant Power Supply.....	13
8 Console Interface.....	14
9 Apposite Support.....	15
Appendix A: Specifications.....	16
Appendix B: Regulatory.....	17
Federal Communications Commission Notice.....	17
Canadian Notice / Avis Canadien.....	17
CE Certification.....	17
Appendix C: Netropy End User License Agreement.....	18

# 1 OVERVIEW

---

This *Netropy 10G2 Hardware Guide* describes the physical hardware of the Netropy 10G2 Network Emulator, hardware revision 1. The companion *User's Guide* describes the installation, configuration, and operation of the Netropy network emulation functionality. A separate *Quick Start Guide* provides a walk-through for first time configuration.

Hardware revision 1 of the Netropy 10G2 can be identified by the model number NSA7110W listed on the regulatory label on the bottom of the chassis and has vent holes across most of the middle of the front of the chassis. All Netropy 10G2 units purchased through May 2017 are hardware revision 1.



The Netropy 10G2 contains no user serviceable parts. Opening the chassis voids the warranty. If you believe your unit is not functioning properly, see Section 9 for information on obtaining support.

# 2 INCLUDED ITEMS

---

The Netropy 10G2 shipping carton contains the following items:

- ▶ Netropy 10G2 hardware unit
- ▶ Slide rail kit
- ▶ Netropy 10G2 Quick Start Guide
- ▶ AC power cord (U.S.)
- ▶ RJ45 to DB9 serial cable

# 3 FRONT AND REAR PANELS

---

## 3.1 Front Panel



The front panel of the Netropy 10G2 contains:

**CONSOLE:** Console interface using RS-232 with an RJ45 connector. See Section 8 for a pin-out of the console interface.

**MGMT:** Gigabit Ethernet interface with a standard RJ45 connector for management of the unit over the network.

**Power LED:** Lit green when the unit is powered on.

**PORTS 1 – 4:** Four 1/10 Gbps SFP+ Ethernet interfaces. See Section 6 for details on supported SFP and SFP+ transceivers. Jumbo frames of up to 9 KB are supported. The Link LED indicates link has been established, and blinks to indicate activity. The 10G LED is lit if a 10 Gbps link has been established, and is unlit for a 1 Gbps link.


## 3.2 Rear Panel

The rear panel of the Netropy 10G2 contains:

**Fan outlets:** Hot air is vented through the fan outlets.

**Power input:** Standard IEC C14 socket for power input. U.S. and Canadian customers should use the supplied power cord to connect the Netropy 10G2 to a power outlet. International customers may need to substitute a local power cord with a standard IEC C13 plug. The Netropy 10G2 handles AC power input from 100 to 240 V. A redundant power supply is optionally available – see Section 7 for additional details.

**Power light:** Power light glows green when unit is turned on.

**Power switch:** To turn on or off, rock the switch onto the power icon  and hold for 5 seconds until power light turns on or off.



Please ensure the space around the fan outlets on the back panel and the air intakes on the side panels remains unblocked to provide adequate airflow and prevent overheating.

# 4 CAPACITY LIMITATIONS

---

The Netropy 10G2 can forward up to 10 Gbps of packets on each emulation port, for an aggregate capacity of 40 Gbps.

Each emulation port is limited to a packet processing rate of 4.25 million packets per second and an aggregate limit of 17 million pps.

These limits apply regardless of whether emulation is on or off. These limits may be reduced depending on the classification methods used.

The maximum one-way latency that the Netropy 10G2 supports depends on data throughput and packet size. The chart below summarizes a few typical examples for traffic in one direction on one engine. To calculate the maximum latency in each direction for traffic in both directions at the listed rate, or to calculate the maximum latency in one direction on two separate engines at the same rate, divide these maximum one-way latencies values in half. The listed values are based on actual data throughput, not path bandwidth settings. Users who need to emulate latencies close to these limits are advised to contact Apposite to discuss their specific requirements. Maximum latencies of over 20 seconds are not specifically listed, but are not limited to 20 seconds and may be much larger than 20 seconds.

The maximum emulation bandwidth may be limited below the hardware capacity by the device's license key. See the *Netropy User's Guide* for more details on the license key.

	Frame Size			
Aggregate Throughput	64 bytes	500 bytes	1518 bytes	9220 bytes
100 Mbps	>20 sec	>20 sec	>20 sec	>20 sec
1 Gbps	8.9 sec	>20 sec	>20 sec	>20 sec
10 Gbps	890 ms	5.5 sec	8.1 sec	9.8 sec

**Table 1: Maximum Round-Trip Latency**




# 5 SLIDE RAIL INSTALLATION GUIDE

---

## 1. PREPARATION

### **SLIDE RAIL INVENTORY:**

- Slide Rail Assemblies (x2)
- Rail Extenders (x4)
- 10mm Screws (x8)
- 6mm Screws (x16)
- Optional Threaded Hole Brackets (x4)



### **TOOLS REQUIRED:**

Phillips Screwdriver

## 2. REMOVE INNER SLIDERS FROM SLIDE RAIL ASSEMBLIES

- a) Take one of the slide rail assemblies and extend the inner slider from the slide rail assembly.



- b) Press hook to release the inner slider from the slide rail assembly.



- c) Repeat steps 2a and 2b on the other slide rail assembly.

### 3. ATTACH INNER SLIDERS TO CHASSIS

- a) Align the holes of one of the inner sliders to the holes on one side of the chassis.



- b) Secure the inner slider to the chassis using the 6mm screws (x4).
- c) Repeat the previous steps 3a and 3b on the other side of the chassis using the other inner slider.

### 4. ATTACH RAIL EXTENDERS TO THE SLIDE RAIL ASSEMBLIES

Note: The rail extenders will allow you to adjust the length of your slide rails to fit onto the rack properly.

- a) Determine the distance between the front and rear posts of the rack you will be installing the slide rails on.
- b) Take one of the rail extenders and mount onto one of the slide rail assemblies.



- c) Secure the rail extender onto the slide rail assembly using the 6mm screws (x2).
- d) Repeat steps 4b and 4c on the other end of the slide rail assembly using another rail extender.
- e) Take the remaining rail extenders and the other slide rail assembly and repeat steps 4b through 4d.

## 5. ATTACH SLIDE RAIL ASSEMBLIES TO THE RACK

- a) Use the 10mm screws (x8) to attach the slide rail assemblies to the rack.

Note: If needed use the optional threaded hole brackets (x4) to secure the screws in place.

## 6. MOUNT CHASSIS (WITH INNER SLIDERS) TO RACK

CAUTION: More than one person is recommended to mount the chassis onto the rack.

- a) Align the inner sliders on the chassis with the front of the slide rail assemblies on the rack.
- b) Carefully push the chassis into place onto the slide rail assemblies until it is locked securely in place.

# 6 SFP+ INTERFACES

---

The Netropy 10G2 has four SFP+ interfaces that can accept both 10 Gbps SFP+ transceivers and 1 Gbps SFP transceivers. Standard 1 and 10 Gbps transceivers are available from a variety of vendors. Select an appropriate transceiver type based on network and cabling requirements.

The following types of transceivers may be used:

- Any standard 10 Gbps SFP+ transceiver.
- Any standard 1 Gbps SFP transceiver. Only 1 Gbps full duplex transfer mode is supported.
- Finisar and Intel 1/10 Gbps Dual Rate SFP+ transceivers.
- 10 Gbps SFP+ and 1 Gbps SFP direct attach cables.

# 7 REDUNDANT POWER SUPPLY

---

The Netropy 10G2 is optionally available with a redundant power supply.

When a redundant power supply is installed, both power supplies must be plugged in. If the primary power supply fails, the secondary power supply will maintain continuous operation of the system. In the event of a failure of either power supply module, an alarm will sound. The alarm can be turned off by pressing the red button next to the power supply.

For units manufactured with a redundant power supply after April 2013 and running firmware v2.1 or later, a log message will also be displayed in the GUI and CLI to provide notification of failure. Notification via the GUI and CLI of a power supply failure for older units requires the unit to be returned to Apposite for hardware modification.

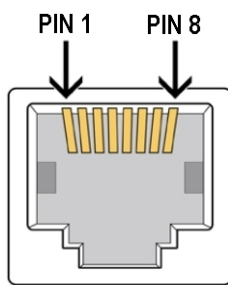
To add a redundant power supply, loosen the screw on the blank module below the primary power supply, push the slider to the left to unlock, and pull the handle to remove the blank module. Insert a power supply module and push until it clicks into place, then tighten the screw.

To replace a power supply module, loosen the screw on the module to be replaced, push the slider to the left to unlock, and pull the handle to remove the module. Insert a power supply module and push until it clicks into place, then tighten the screw.

# 8 CONSOLE INTERFACE

---

Console access to the Netropy 10G2 is through the RJ45 interface on the front panel labeled "CONSOLE." An RJ45 to DB9 cable is included with the unit to connect the device to a standard PC serial port. The pin-out for the RJ45 interface is shown below:



Pin	Definition	Pin	Definition
1	CTS/RTS	2	DTR
3	TxD	4	GND
5	GND	6	RxD
7	DSR	8	CTS/RTS

To connect to the console, use a terminal or a computer running terminal emulator software such as HyperTerminal or PuTTY, and set the following parameters:

- 9600 baud
- 8 data bits
- No parity
- 1 stop bit
- Disable flow control

# 9 APPOSITE SUPPORT

---

Purchase of the Netropy 10G2 includes one year hardware warranty and one year of support and maintenance. Extended maintenance packages are available from Apposite or your local Netropy reseller.

If you believe your unit is not functioning properly and is under warranty, please upgrade to the latest firmware release. If the problem persists, please contact Apposite Support at:

support@apposite-tech.com  
1.310.477.9955 ext. 2

When contacting Apposite Support, please include the following information:

- ▶ Netropy model
- ▶ Serial number
- ▶ Your e-mail address and phone number
- ▶ Installed firmware version
- ▶ A detailed description of the problem



Do not attempt to fix any hardware problem yourself. The Netropy 10G2 contains no user serviceable parts. Opening the chassis voids the warranty.



# APPENDIX A: SPECIFICATIONS

Capacity		
Max. Emulation Rate		10 Gbps
Max. Throughput		40 Gbps aggregate across all interfaces
Max. Packet Rate		17 million packets per second aggregate 4.25 million packets per second per port
Max. Frame Size		9 KB
Interfaces		
Network		4 x SFP+ (1/10 Gbps auto-negotiate)
Management		1 x Gigabit Ethernet (10/100/1000baseT)
Console		1 x RS-232
Environmental and Physical		
AC Input Voltage		Auto ranging 100 VAC to 240 VAC
AC Input Frequency		47 to 63 Hz
AC Input Current		2.0 A
Power Draw		240 Watts
Dimensions	Product	17.0" W x 22.75" D x 3.5" H (2 RU) 43 cm W x 58 cm D x 8.8 cm H (2 RU)
	Shipping	24.75" W x 30" D x 11" H 63 cm W x 77 cm D x 28 cm H
Weight	Product	39 lbs. (18 kg)
	Shipping	51 lbs. (23 kg)
Temperature	Operating	32° to 104°F (0° to 40°C)
	Storage	-4° to 167°F (-20° to 75°C)
Humidity		10% to 90% (non-condensing)
Certifications		FCC Class A, CE, RoHS
Warranty and Support		
Hardware warranty		1 year
Support and Maintenance		1 year, including all firmware upgrades

# APPENDIX B: REGULATORY

---

## Federal Communications Commission Notice

This equipment has been tested and verified to comply with the limits for a Class A digital device, pursuant to Part 15 of FCC Rules. These limits are designed to provide reasonable protection against harmful interference when the equipment is operated in a commercial environment. This equipment generates, uses, and can radiate radio frequency energy and, if not installed and used in accordance with the instructions, may cause harmful interference to radio communications. Operation of this equipment in a residential area may cause harmful interference, in which case the user will be required to take whatever measures may be required to correct the interference at their own expense.

## Canadian Notice / Avis Canadien

This Class A digital apparatus meets all requirements of the Canadian Interference-Causing Equipment Regulations.

Cet appareil numérique de la classe A respecte toutes les exigences du Règlement sur le matériel brouilleur du Canada.

## CE Certification

The product described in this manual complies with all applicable European Union (CE) directives, including EU Directives 1999/5/EC Radio Equipment and Telecommunications Terminal Equipment and 2002/95/EC Restriction of Hazardous Substances (RoHS).

# APPENDIX C:

## NETROPY END USER LICENSE AGREEMENT

---

The Apposite Technologies LLC (“Apposite”) Netropy product includes the Netropy hardware (“Hardware”), software embedded in the Hardware (“Software”), including any upgrades, modified versions, updates, additions and copies of the Software, and related explanatory materials (“Documentation”). Collectively, the Hardware, Software, and Documentation are the “Product.”

Conditioned upon compliance with the terms and conditions of this Agreement, Apposite hereby grants you a nonexclusive and nontransferable license to use the Software solely as embedded on the Hardware, and to use the Documentation solely in conjunction with the Software and Hardware.

### Title and Restrictions

Apposite retains all right, title and interest in the Software and Documentation. The Software and Documentation are protected by United States and international copyright and other intellectual property laws and international trade provisions. Except as otherwise expressly provided under this Agreement, you shall not directly or authorize any third party to:

- (i) copy the Software, except as necessary for archival or backup purposes only;
- (ii) transfer, assign, sublicense, rent, lease, lend, or otherwise transfer your license rights to any other person or entity;
- (iii) install or use the Software on any computing device other than the Hardware;
- (iv) modify or adapt the Software or Documentation or create derivative works based upon the Software or Documentation;
- (v) reverse engineer, disassemble, decompile, decrypt, or otherwise attempt to derive the source code of the Software, except to the extent otherwise expressly permitted under applicable law notwithstanding this restriction. To the extent required by law, and at your written request, Apposite will provide you with the interface information needed to achieve interoperability between the Software and another independently created program;
- (vi) remove, alter, cover or obfuscate any of the trademarks, trade names, logos, patent or copyright notices or markings, or add any other notices or markings to or on the Software, Documentation, or Hardware without the express written authorization of Apposite.

### Limited Warranty

Apposite warrants that for a period of one (1) year from the date of shipment of the Hardware to you (“Warranty Period”), the Hardware will be free of any defects in materials and workmanship under normal use and the Software will perform substantially in accordance with the Documentation. This limited warranty extends only to the original user of the Product. This limited warranty is void if failure of the Hardware or Software to conform to the warranty has resulted from improper installation, testing, misuse, neglect, accident, fire or other hazard, or any breach of this Agreement.

Apposite and its suppliers’ entire liability and your sole and exclusive remedy shall be, at Apposite’s sole discretion, to

(i) repair the Software or Hardware; (ii) provide replacement Hardware or Software; or (iii) refund the purchase price and terminate this Agreement. This limited warranty applies only if the product is returned to Apposite, freight and insurance prepaid, in accordance with Apposite's Return Material Authorization (RMA) procedures. Any repaired or replaced Software or Hardware will be warranted for the remainder of the original Warranty Period or thirty (30) days, whichever is longer.

### **Disclaimer of Warranties**

THE FOREGOING LIMITED WARRANTY IS IN LIEU OF ALL OTHER WARRANTIES OR CONDITIONS, EXPRESS OR IMPLIED, AND APPOSITE DISCLAIMS ANY AND ALL IMPLIED WARRANTIES OR CONDITIONS, INCLUDING, WITHOUT LIMITATION, ANY IMPLIED WARRANTY OF TITLE, NONINFRINGEMENT, MERCHANTABILITY OR FITNESS FOR A PARTICULAR PURPOSE. THIS WARRANTY GIVES YOU SPECIFIC LEGAL RIGHTS, AND YOU MAY ALSO HAVE OTHER RIGHTS WHICH VARY BY JURISDICTION.

### **Limitation of Liability**

REGARDLESS WHETHER ANY REMEDY SET FORTH HEREIN FAILS OF ITS ESSENTIAL PURPOSE, IN NO EVENT WILL APPOSITE OR ITS SUPPLIERS BE LIABLE FOR ANY DAMAGES, INCLUDING WITHOUT LIMITATION, ANY LOST PROFITS, BUSINESS INTERRUPTION, LOSS OF INFORMATION, OR OTHER INCIDENTAL OR CONSEQUENTIAL DAMAGES HOWEVER CAUSED AND REGARDLESS OF THE THEORY OF LIABILITY OR WHETHER ARISING OUT OF THE USE OF OR INABILITY TO USE THE PRODUCT AND EVEN IF APPOSITE OR ITS SUPPLIERS HAVE BEEN ADVISED OF THE POSSIBILITY OF SUCH DAMAGES. IN NO EVENT SHALL APPOSITE OR ITS SUPPLIERS' LIABILITY, WHETHER IN CONTRACT, TORT (INCLUDING NEGLIGENCE), BREACH OF WARRANTY, OR OTHERWISE, EXCEED THE PRICE PAID FOR THE PRODUCT. SOME STATES DO NOT ALLOW THE LIMITATION OR EXCLUSION OF LIABILITY FOR INCIDENTAL OR CONSEQUENTIAL DAMAGES, SO THE ABOVE LIMITATION MAY NOT APPLY TO YOU.

### **Term and Termination**

This agreement takes effect upon your use of the software and remains effective until terminated. You may terminate it at any time by destroying all copies of the Software and Documentation in your possession. This license will terminate immediately if you fail to comply with any term or condition of this agreement. You agree on termination of this license to cease all use of the Software and Documentation. In addition, the provisions of the sections "U.S. Government Restricted Rights" and "Export" shall survive termination of this agreement.

### **Export**

The Product, including the underlying technology, is subject to U.S. export control laws, and may be subject to export or import regulations in other countries. You may not export or import the Product and the underlying technology, directly or indirectly, in violation of these laws. You agree to comply strictly with all such laws and regulations and acknowledge that you have the responsibility to obtain such licenses to export, re-export, or import as may be required.

### **U.S. Government Restricted Rights**

The Software and Documentation qualify as "commercial computer software" and "commercial computer software documentation" pursuant to FAR 12.212 and DFAR 227.7202. The Software and Documentation are being licensed to U.S. Government end users only as Commercial Items and with only those rights as are granted to all other end users

pursuant to the terms and conditions of this agreement.

### **General Provisions**

This agreement will be governed by and construed in accordance with the laws of the State of California without reference to its conflicts of law provisions. This agreement shall not be governed by the United Nations Convention on Contracts for the International Sale of Goods, the application of which is expressly excluded. If for any reason a court of competent jurisdiction finds any provision, or portion thereof, to be unenforceable, the remainder of this agreement shall continue in full force and effect.

This agreement constitutes the entire agreement between the parties with respect to the Product and supersedes all prior or contemporaneous understandings regarding such subject matter, whether written or oral, and supersedes any conflicting or additional terms contained in any purchase order or elsewhere, all of which terms are excluded. No amendment to or modification of this agreement are binding unless in writing and signed by Apposite.

### **Third Party Acknowledgements**

Portions of the Software utilize or include third party software and other copyrighted material. Acknowledgements, licensing terms and disclaimers for such material are contained in the Netropy User's Guide, and your use of such material is governed by their respective terms. Certain third party software are free software licensed under the terms of the GNU General Public License (GPL). You may obtain a complete machine-readable copy of the source code for such free software under the terms of the GPL. The GPL software is distributed in the hope that it will be useful, but WITHOUT ANY WARRANTY, without even the implied warranty of MERCHANTABILITY or FITNESS FOR A PARTICULAR PURPOSE. A copy of the GPL is included in the product User's Guide.

**Apposite® Technologies LLC**

11500 W. Olympic Blvd., Suite 510

Los Angeles, CA 90064 USA

[www.apposite-tech.com](http://www.apposite-tech.com)

tel: 1.310.477.9955

fax: 1.310.477.9956

email: [info@apposite-tech.com](mailto:info@apposite-tech.com)